

Asfalt arvudes 2025

Estonian Asphalt in Figures 2025



2026

ASFALTSEGUDE TOOTMINE

Production of Asphalt Mixtures

ASFALTSEGUDE TOOTMINE JA PAIGALDAMINE

Production and laying of Asphalt Mixtures

ASFALTSEGUDE MASINAPARK

Machinery

PINDAMISTÖÖD

Surface Dressing

STABILISEERITUD ALUSTE EHTAMINE

Construction of Stabilized Base Courses

KASUTATUD JA TOODETUD BITUUMENID JA EMULSIOONID

Consumption and production of bitumens and emulsions

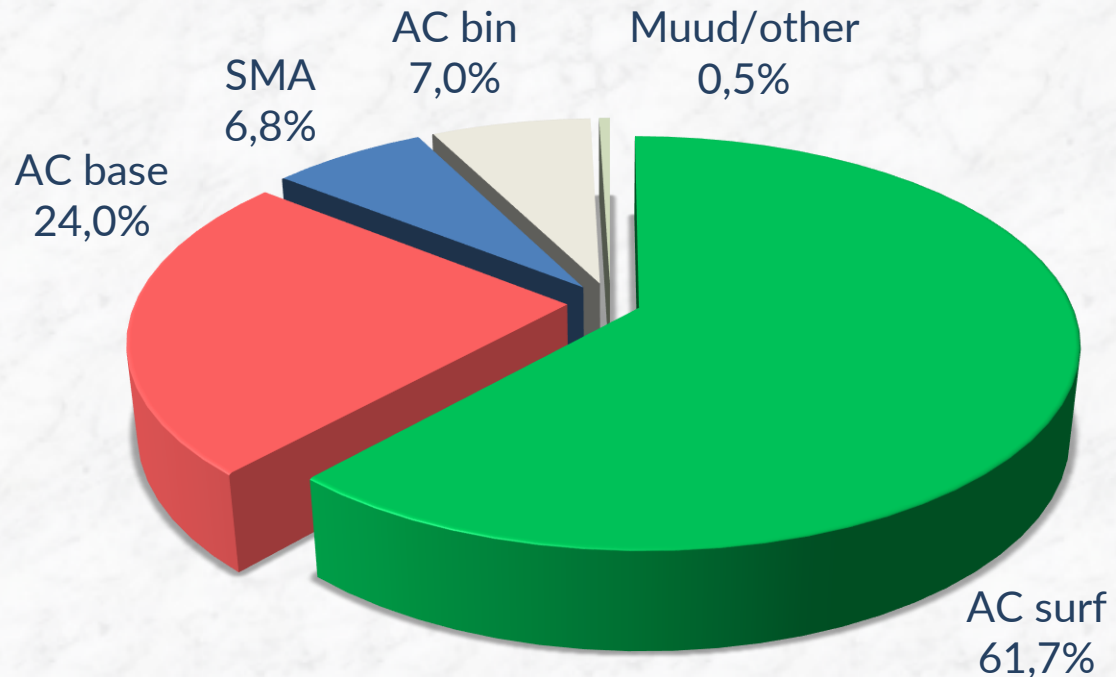
ASFALTSEGUDE TOOTMINE

Production of Asphalt Mixtures

TOODETUD ASFALTSEGUSID 2025

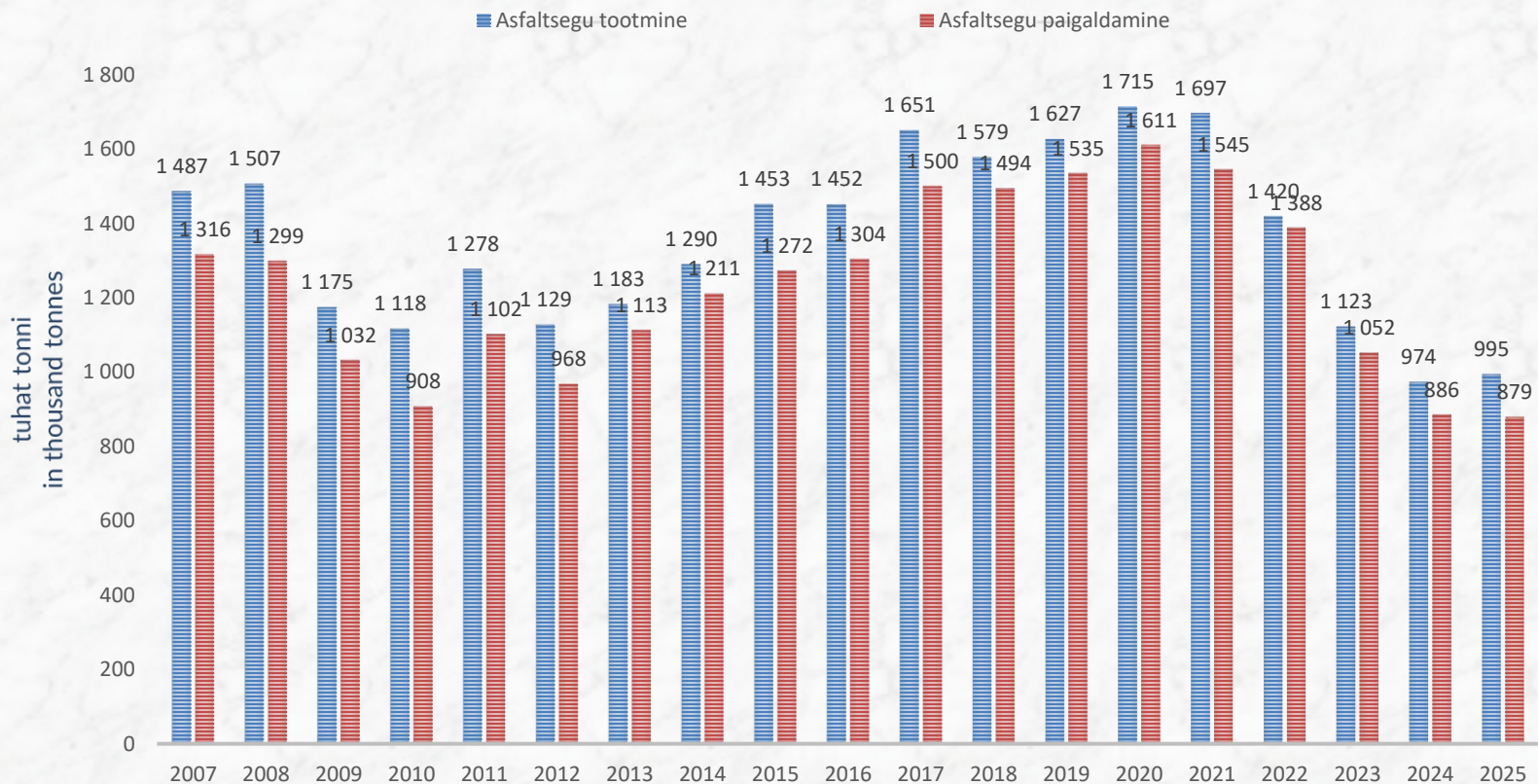
Produced Asphalt Mixtures

SEGU LIIK Mixture type	TONNI in tons
AC surf	614 084
AC base	238 512
AC bin	69 984
SMA	67 881
Dreenasfalt Porous Asphalt	4 748
Valuasfalt Mastic Asphalt	26
KOKKU / in total	995 235



ASFALTSEGUDE TOOTMINE JA PAIGALDAMINE

Production and laying of Asphalt Mixtures



ASFALTSEGUDE TOOTJAD JA PAIGALDAJAD

Companies in Asphalt Industry

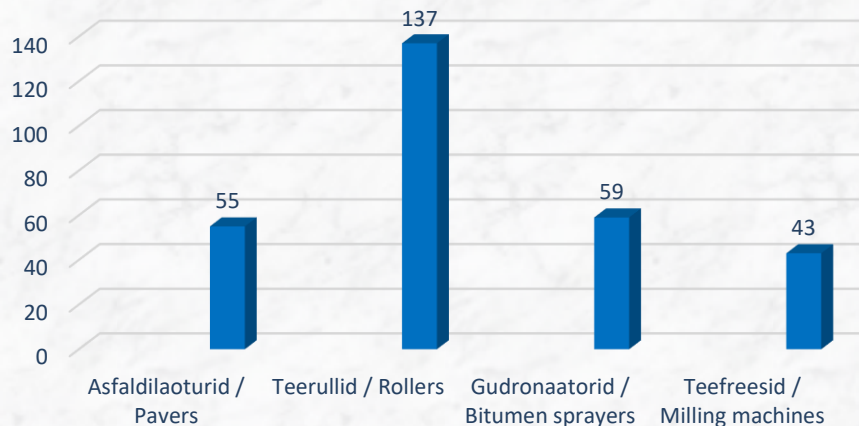
	2008	2009	2010	2011	2012	2013	2014	2015	2016	2017	2018	2019	2020	2021	2022	2023	2024	2025
Ainult tootmine Production only	1	1	1	1	1	1	1	1	1	2	2	2	2	2	2	2	1	1
Tootmine ja paigaldamine Production and laying	9	8	5	5	5	6	6	7	8	8	8	8	8	8	7	6	5	5
Ainult paigaldamine Laying only	5	2	5	5	5	11	11	10	20	18	14	16	15	14	17	16	17	20

ASFALTSEGUDE MASINAPARK Machinery

ASFALTSEGU SEGURID ; tk
Asphalt Mixing Plants ; pcs

ASFALTSEGU SEGURID Asphalt Mixing Plants	20
Vana asfaltsegu kasutamiseks seadmed Fit for warm recycling	18
Mobiilsed seadmed Mobile Asphalt Mixing Plants	10

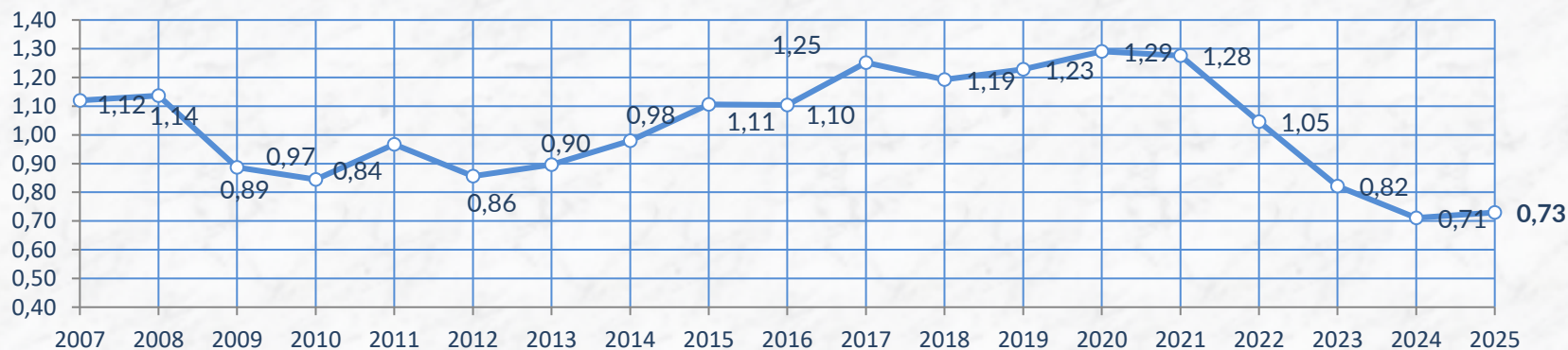
MUU MASINAPARK ; tk
Other machinery ; pcs



ASFALTSEGUDE TOOTMINE ELANIKU KOHTA 2007 - 2025

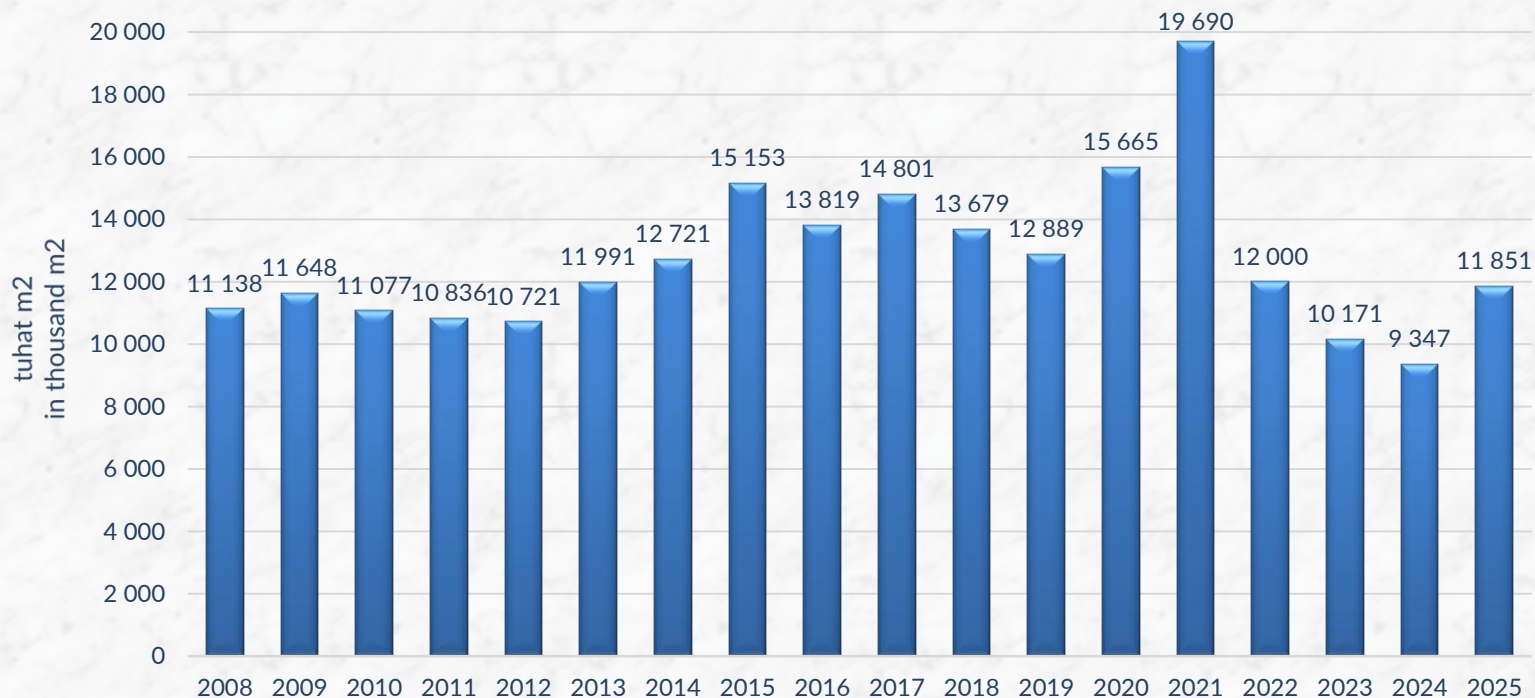
Production of Asphalt Mixtures per capita in 2007 - 2025

tonni ühe elaniku kohta / tons per capita



PINDAMISTÖÖD 2008-2025

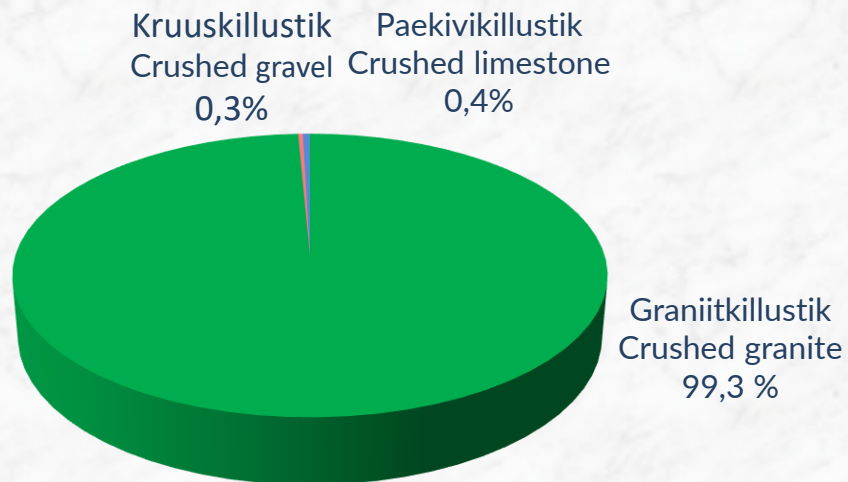
Surface Dressing in 2008-2025



ERINEVATE KILLUSTIKEGA TEHTUD PINDAMISTÖÖD, tuhat m²

Stone aggregate used for surface dressing in thousand m²

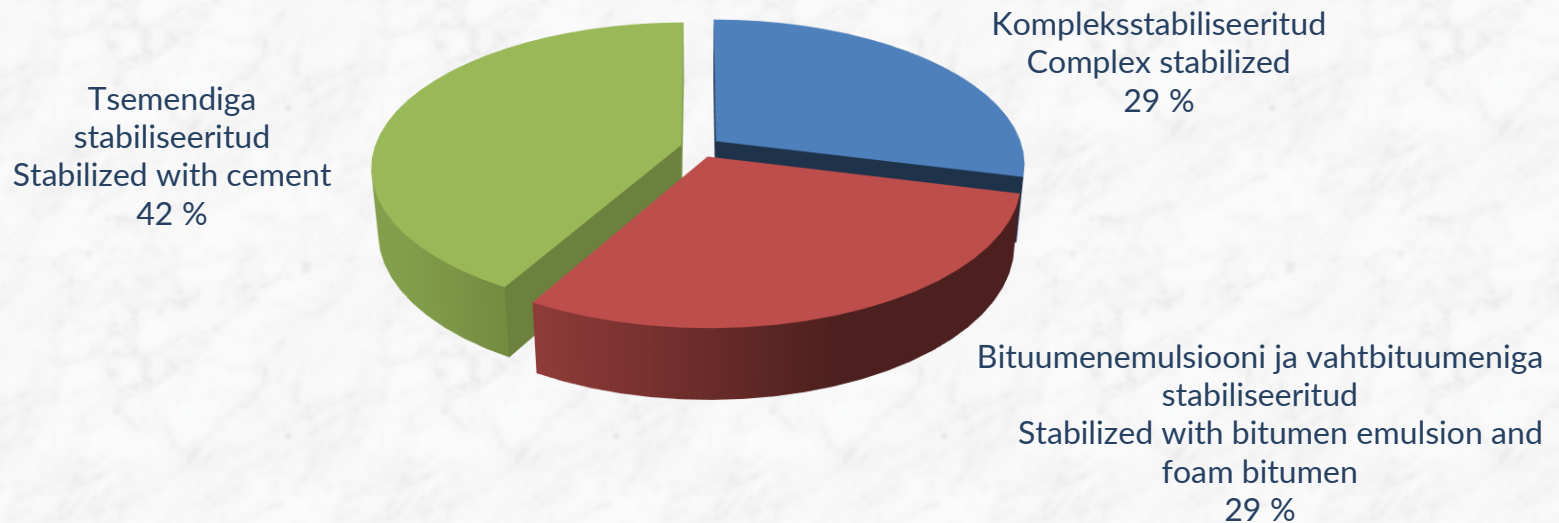
Graniitkillustik / Crushed granite	11 765
Kruuskillustik / Crushed gravel	34
Paekivikillustik / Crushed limestone	52
KOKKU / in total	11 851



STABLISEERITUD ALUSTE EHITAMINE

Construction of Stabilized Base Courses

	<i>tuhat m2</i> <i>in thousand m2</i>	2024	2025
Ehitatud stabiliseeritud aluseid Construction of stabilized base courses		294	557
sealhulgas (including):			
Kompleksstabiliseeritud/KS Complex stabilized		217	161
Bituumenemulsiooni ja vahtbituumeniga stabiliseeritud/BS Stabilized with bitumen emulsion or foam bitumen		15	163
Tsemendiga stabiliseeritud/TS Stabilized with cement		62	233

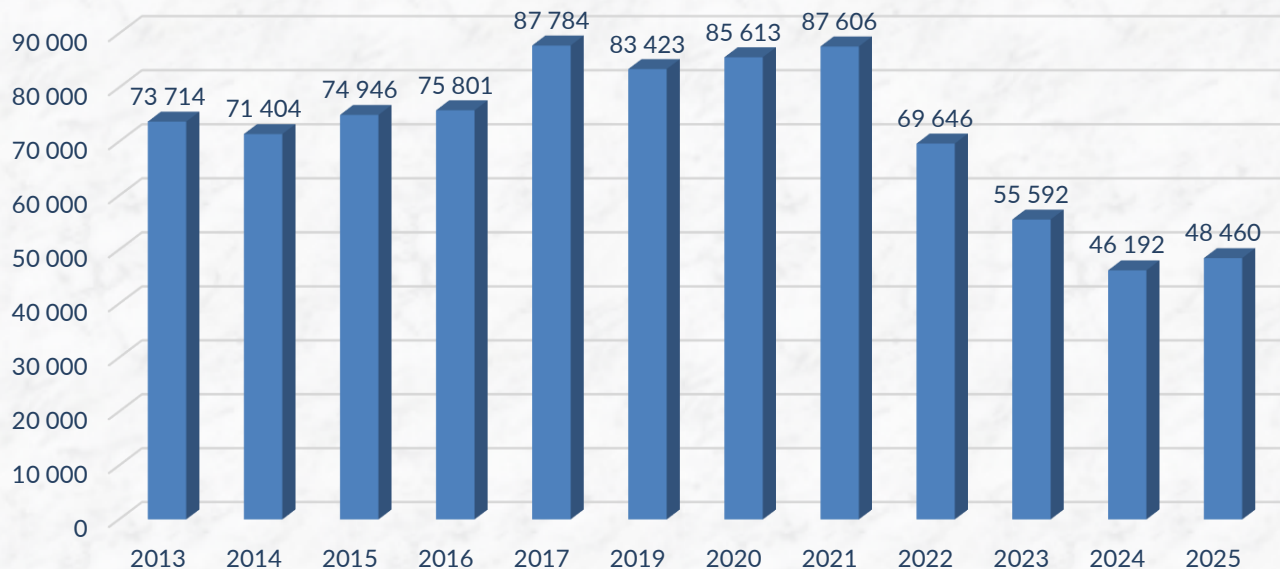


KASUTATUD JA TOODETUD BITUUMENID JA EMULSIOONID

Consumption and production of bitumens and emulsions

Asfaltsegudes kasutatud naftabituumenit ; tonni

Consumption of oil bitumen in Asphalt Mixes , in tons



KASUTATUD BITUUMENID JA EMULSIOONID

Consumption of bitumens and emulsions

TONNI
in tons

Asfaltsegudes kasutatud naftabituumenit Consumption of oil bitumen in Asphalt Mixes	48 460
Teedehituses kasutatud modifitseeritud bituumenit Consumption of modified bitumen in road industry	164
Kasutatud naftabituumenemulsioone Consumption of oil bitumen emulsions	26 798

TOODETUD BITUUMENID JA EMULSIOONID

Production of bitumens and emulsions

TONNI
in tons

Valmistatud naftabituumenemulsioone Production of oil bitumen emulsions	27 646
sh modifitseeritud bituumenemulsioone incl. modified bitumen emulsions	1 412
Valmistatud modifitseeritud bituumenit Production of modified bitumen	400